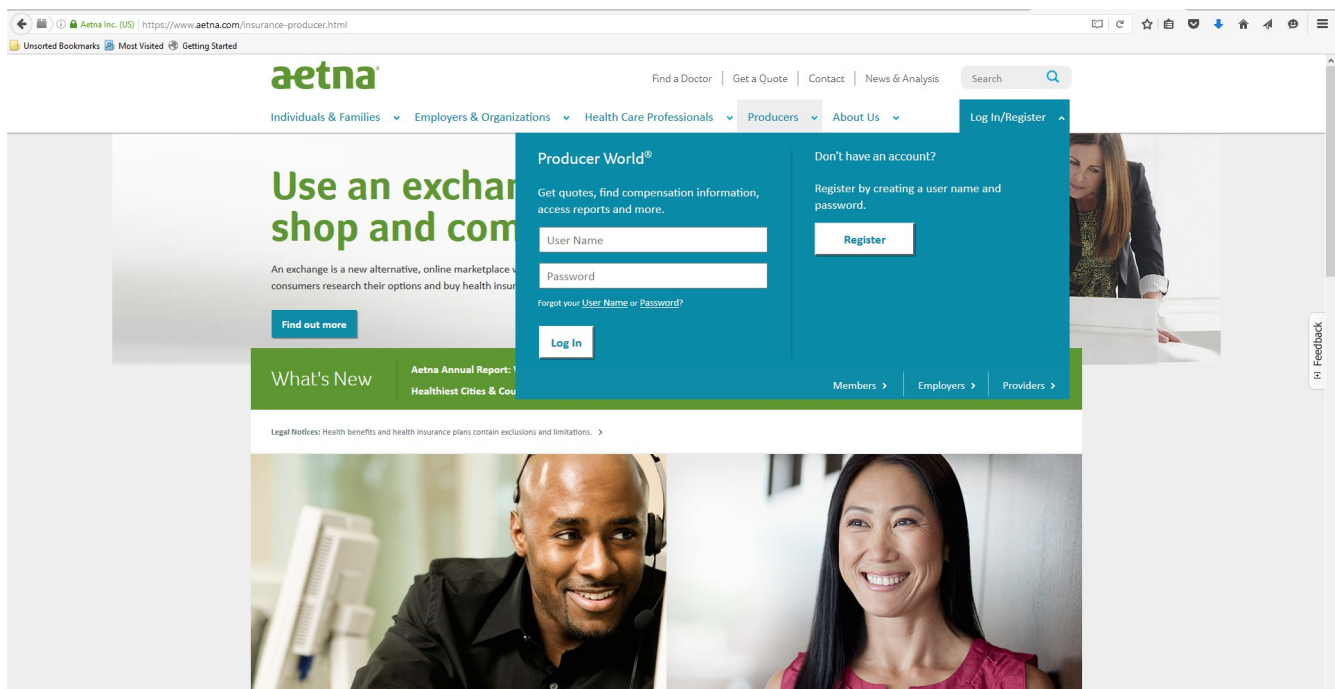
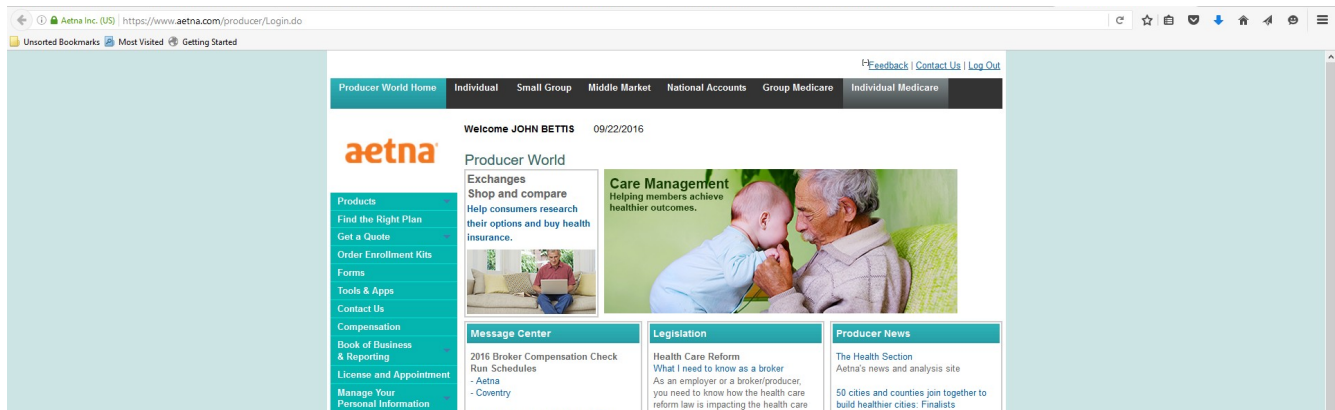


# Order your Aetna supplies by following the instructions below:

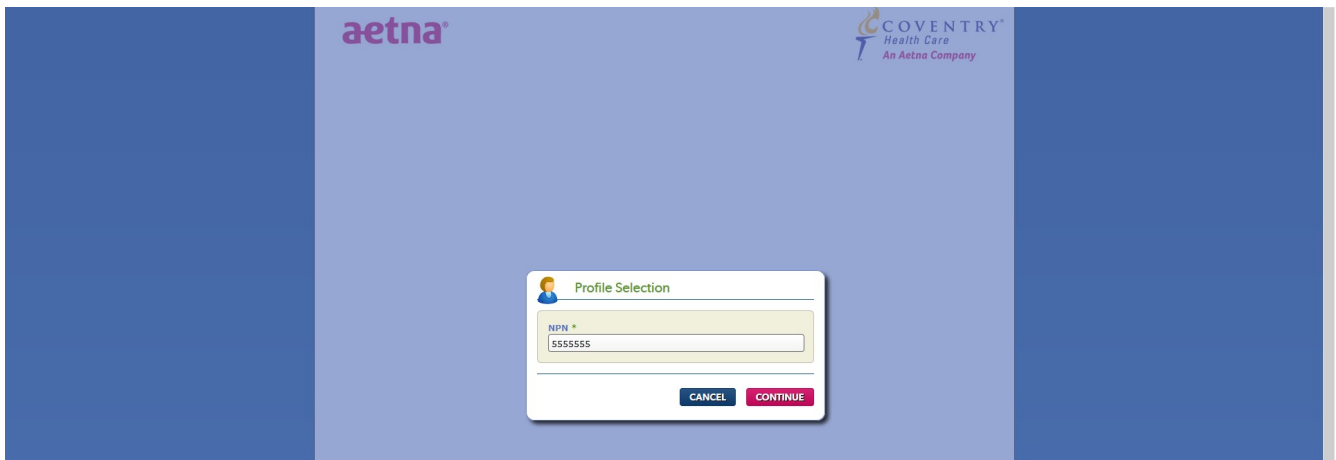


1. Login or Register as a New User on Aetna's Producer World. Once certified, you will have to wait 24-48hrs to be added into Producer World.

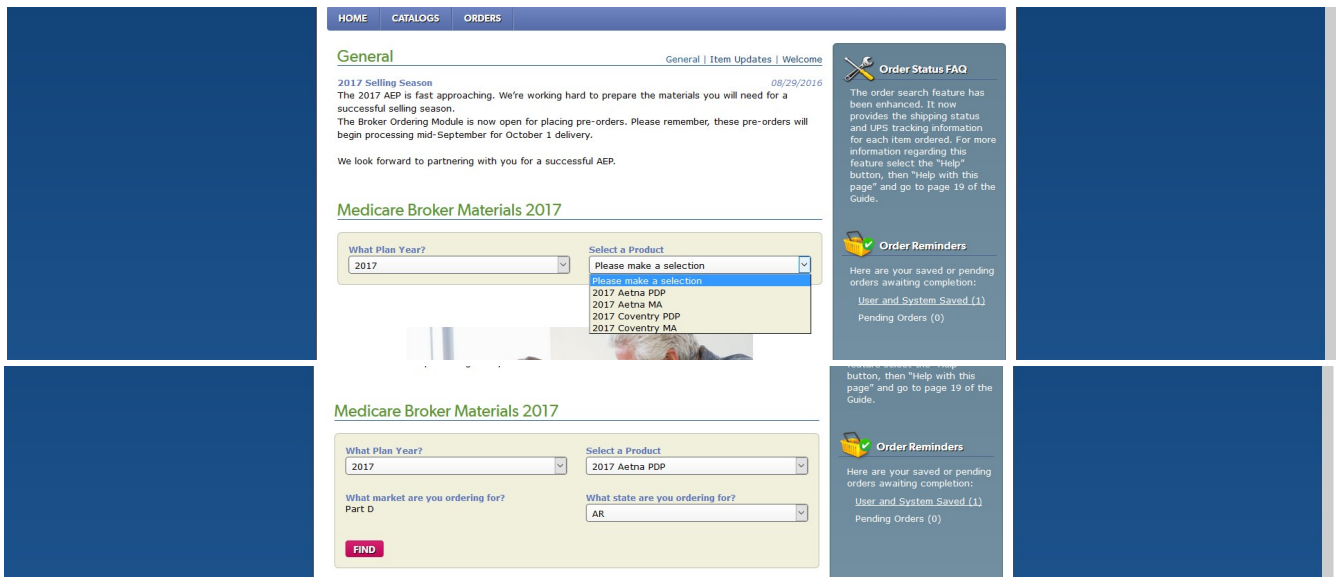


2. Click "Order Enrollment Kits" in orange in the middle of the page.

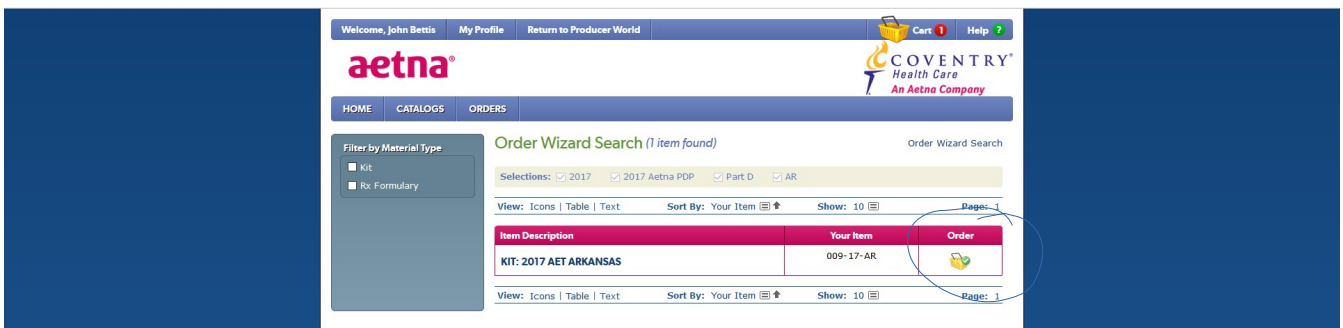




3. Insert your NPN and click “CONTINUE”



4. Select the Plan Year, Product, and State from the drop down box and click “FIND”



5. Click on the basket once you have found the item you would like to order.

6. Click on the Cart in the top right.

Welcome, John Bettis | My Profile | Return to Producer World | Cart: 1 | Help ?

**aetna** **COVENTRY**  
Health Care  
An Aetna Company

HOME CATALOGS ORDERS

Shopping Cart Contents (1 Item)

<input type="checkbox"/>		<b>KIT: 2017 AET ARKANSAS</b> Your Item: 009-17-AR Units: EA of 1 Qty: <input type="text" value="10"/>	Remove Item
--------------------------	--	--	-------------

7. Insert quantity and click “UPDATE CART”. Then click “CHECK OUT”

Welcome, John Bettis | My Profile | Return to Producer World | Cart: 1 | Help ?

**aetna** **COVENTRY**  
Health Care  
An Aetna Company

HOME CATALOGS ORDERS

Delivery Options Step 1 of 3

Address Source  
Your Personal Address Book

Search Personal Address Book  
Search:  For:   
 [More Search Options](#)

Addresses Found (2)

Deliver To

8. Update Delivery Options and click “Next” and “Next” until you are able to submit your order.

9. Once the order has been placed successfully, you will be given a routing number.